

Exhaust on top

TD6-14, TD6-16, TD6-20, TD6-30, TD6-37

Features and benefits

- Easy installation
- Better serviceability
- High space efficiency

To save space at the rear of the tumble dryer you can mount a top exhaust as option. Exhaust will be placed on top panel and will be easy to access and the tumble dryer is designed for quick and simple installation. Exhaust on top is ordered as option and not mounted from factory.

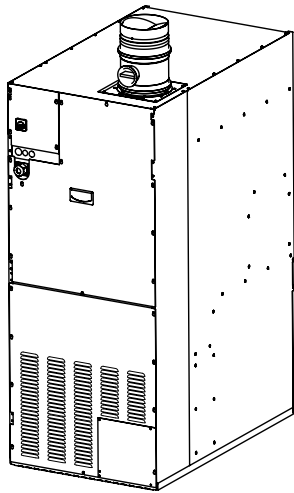
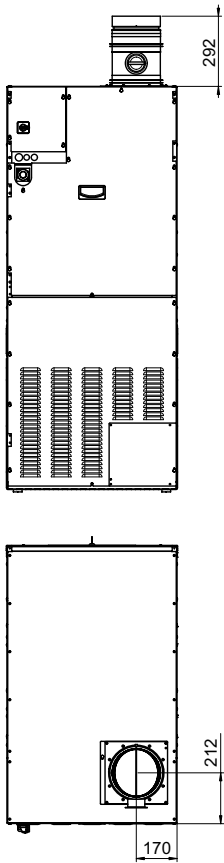
Enclosed damper will be mounted on top evacuation instead of exhausted at the rear of the tumble dryer.



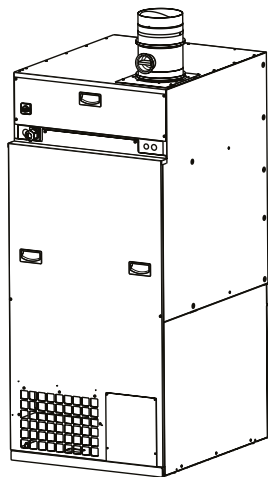
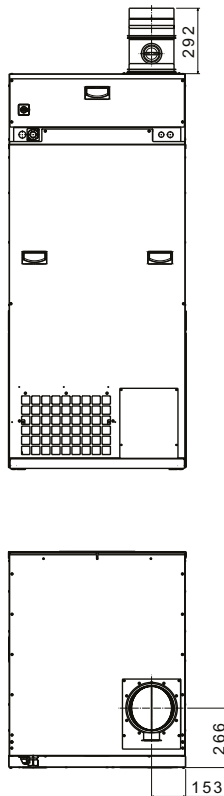
Tumble dryer	Exhaust on top, kit number	Air outlet
TD6-14	988802801	ø 200 mm
TD6-16	988802075	ø 200 mm
TD6-20	988802801	ø 200 mm
TD6-30	988802082	ø 200 mm
TD6-37	988802082	ø 200 mm

NOTE!

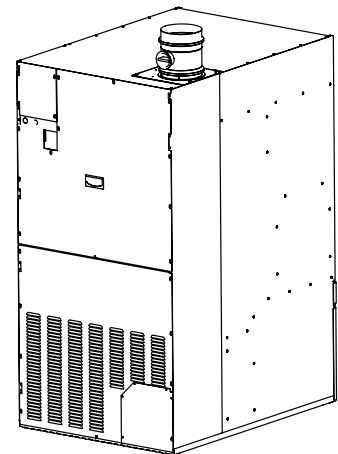
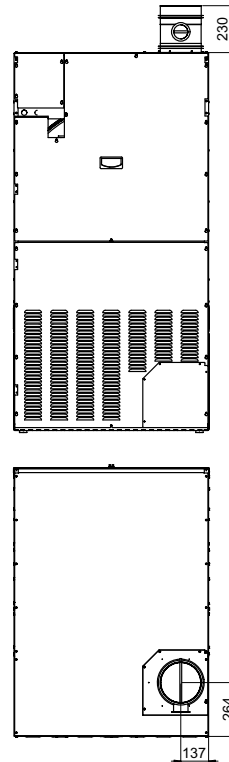
Top evacuation is not available on steam heated tumble dryers.



TD6-16



TD6-14, TD6-20



TD6-30, TD6-37